

Features:

- Long Lifespan
- Ease of recycling
- Resistance To Oxygen Loss
- Very low internal resistance
- Very safe and secure technology
- Very low toxicity for environment
- Structural Stability After Lithium Removal
- Operational temperature range up to 70°C
- Constant power throughout the discharge range



EU-LI-400/51.2V 400AH
51.2V 400Ah

TECHNICAL SPECIFICATIONS

1. Overview

EU-LI-40051.2V is 51.2V400Ah Lithium iron phosphate battery module which designed for energy storage power supply system application. This battery module integrated with intelligent BMS inside, has big advantages on safety, cycle life, energy density, temperature range and environmental protection. This product specification describes the type, size, structure, electrochemistry performance, service life, and BMS characteristics.

2. Advantages

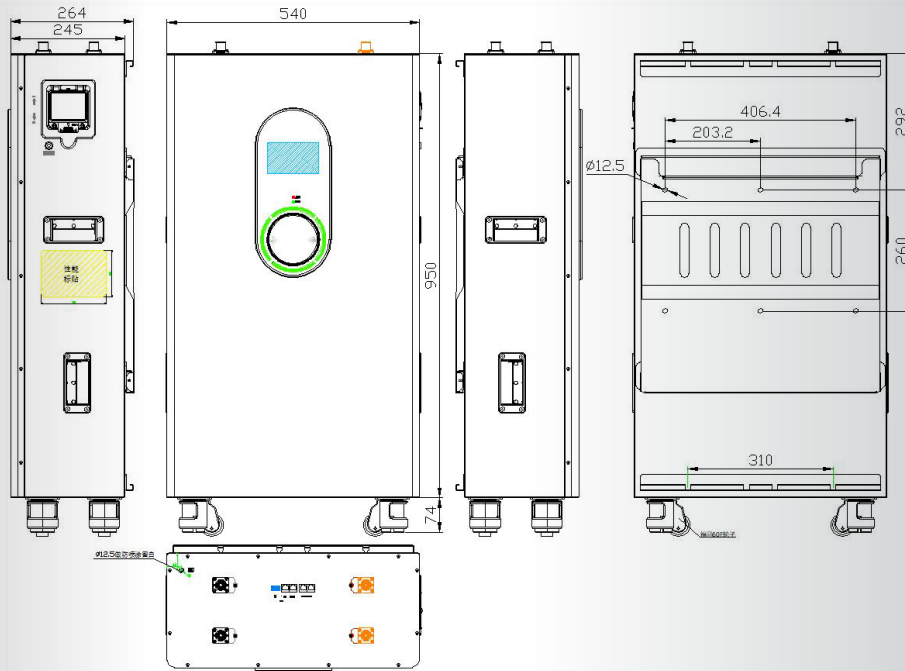
The battery module consists of single LFP cells, wire, BMS and container.

- Packed with high performance LFP single cell, long life, safety and wide temperature range
- High energy density, small size, light weight, no pollution
- Packing with single cell container, fire retardant wire and laser welding, stable and safe
- Built-in BMS, with battery voltage, current, temperature and health management
- LED indicate the battery SOC and operating status
- LCD Screen display the battery voltage, current, temp.,SOC detail information
- Support communicate with solar inverter by CAN or RS485
- Set different communication protocols through LCD touch screen
- Update software by RS485 port
- Support both standing application and wall-mounted application
- More than 15 years design life
- Stable performance, maintenance-free

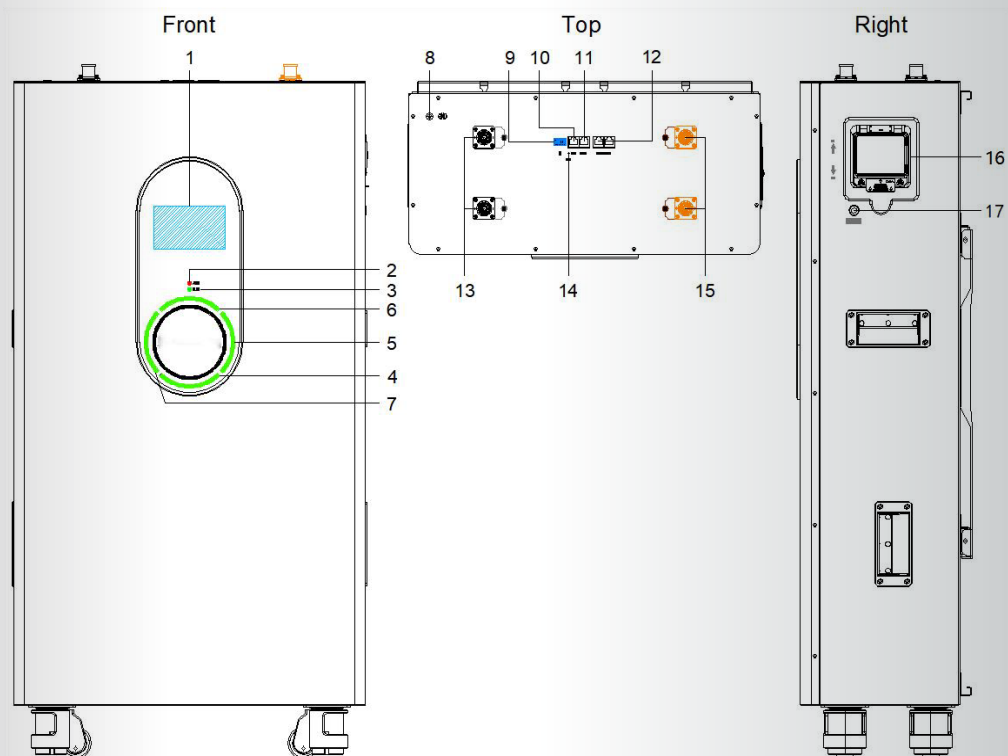
3. Battery module specification

Item		Specification	Conditions
Nominal	Voltage	51.2V	25°C, 0.2C
	Capacity	400Ah	
Module weight		174kg	±1kg
Dimensions(W*D*H), mm		540*950*264	±3mm
Operating parameters	Charging Voltage	56.0V~57.0V	
	Discharging Voltage	44.8V	
	Charging current	Recommended constant charge: 100A	Maximum 200A
	Discharging current	Max constant discharge: 200A	
Temperature	Charge range	0°C~50°C	
	Discharge range	-20°C~55°C	
	Storage range	-20°C~55°C	
BMS	Built-in BMS	Voltage, current, temperature management & cell balance	RS485, CAN communication
Service life	Design life	>15years	25°C
	Cycle life	>6000 times, 0.5C, 80%DOD	

4. View Drawing



5. Panel Description



No.	Item	Function Description	Remarks
1	LCD	Display battery information	
2	ALM	Alarm indication LED	
3	RUN	Operation indication LED	Always on when the system is running
4	SOC1	0~25%	
5	SOC2	26~50%	
6	SOC3	51~75%	
7	SOC4	76~100%	
8	GND	Grounding screw	Provides a safe route for grounding
9	ID	Assigns unique address to each module	DIP switch
10	CAN	CAN communication interface	Inverter communication Pin4--CAN_H; Pin5--CAN_L
11	RS485	RS485 communication interface	Inverter communication Pin1,8--RS485B; Pin2,7--RS485A
12	Battery-Comm	Inter battery communication when paralleled	
13	Negative terminal	Negative battery connection	Plug-in Terminal (x2)
14	Reset	Emergency restart button	
15	Positive terminal	Positive battery connection	Plug-in Terminal (x2)
16	Breaker	Power output switch	
17	SWITCH	BMS On/Off switch	BMS control

7. BMS specification

BMS provides complete management and protection for the battery.

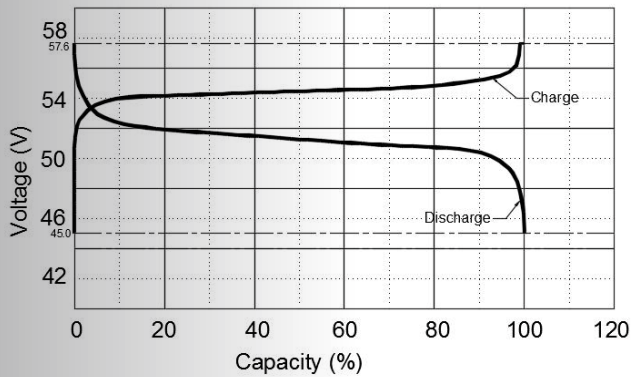
- Voltage warning and protection for module and each single cell.
- Current warning and protection, and the maximum operating current can be customized.
- Temperature warning and protection, 4 sensors for battery pack and 1 sensor for BMS.
- Battery module SOC and SOH calculation, display the accurate battery status.
- Communicate with inverter or PC monitor, report the battery data.
- Pre-charge and pre-discharge logic, make sure safety use in whole process.
- Switch-off mode, sleep mode, and operating mode, different mode for different condition.

► BMS parameters.

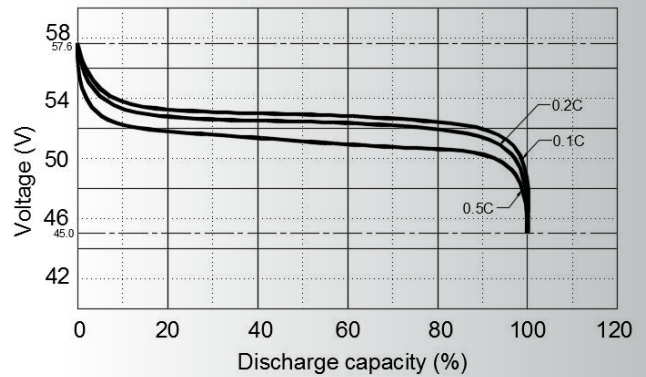
Item		Parameters		Condition
Charge	Cell voltage protection	3.8V	Delay 1s	Recovery at 3.45V
	Module voltage protection	60.0V	Delay 1s	Recovery at 55.2V
	Over charging current 1	>205A	Delay 10s	
	Over charging current 2	≥225A	Delay 3s	
	Temperature protection	<-5°C or >70°C	Delay 1s	Recover when >0°C or <60°C
Discharge	Cell voltage protection	2.3V	Delay 1s	Recovery at 3.1V
	Module voltage protection	44.8V	Delay 1s	Recovery at 48V
	Over discharging current 1	> 205A	Delay 10s	Recovery in 60s
	Over discharging current 2	> 300A	Delay 3s	Recovery in 60s
	Short circuit	>600A	< 0.1mS	
	Temperature protection	<-20°C or >75°C	Delay 1s	Recover when >-10°C or <65°C
BMS	PCB Temp protection	>110°C	Delay 1s	Recover when <80°C
	Cell balance	120mA	Passive balance	Cell voltage difference > 40mV
	Temperature accuracy	3%	Cycle measurement	Measuring range -40~100°C
	SOC	5%		Integral calculation
	Power consumption with different condition	<300uA	Switch-off mode	Storage & transportation
		<14mA	Operating mode	Charging & discharging
	Communication ports	RS485/CAN		Can be customized

7. Battery module performance Curve

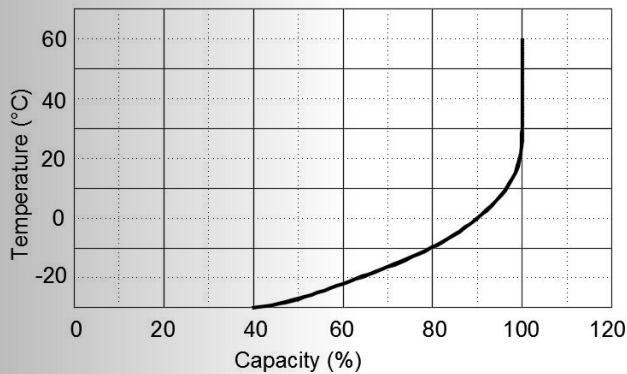
Charge & Discharge curve with 0.5C @ 25°C



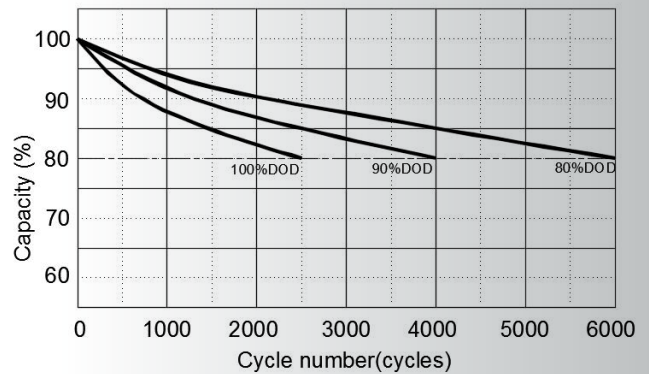
Discharge performance with different rate @ 25°C



Discharge capacity with different temperature @ 0.5C



Cycle life with DOD @ 0.5C, 25°C



Self-discharge @ different temperature

